

PBR Panel



<u>GA.</u>	<u>NET GIRTH</u>	<u>YIELD (psi)</u>	<u>WEIGHT PER SQ.</u>	<u>CCG Finish</u>	<u>UOM</u>	<u>CCG Book Price</u>
29	36"	80,000	70	Galvalume Plus®	SQ.	Please Inquire
29	36"	80,000	70	Versa Steel® 4029	SQ.	Please Inquire
26	36	80,000	89.0	Galvalume Plus®	SQ.	Please Inquire
26	36	80,000	89.0	Versa Steel® 4026 Group 1	SQ.	Please Inquire
26	36	80,000	89.0	Versa Steel® 4026 Group 2	SQ.	Please Inquire
24	36	50,000	114.0	Galvalume Plus®	SQ.	Please Inquire
24	36	50,000	114.0	Versa Steel® 2524 Group 2	SQ.	Please Inquire

Custom Colors & Gauges Please Inquire

The Galvalume Plus coating is subject to variances in spangle from coil to coil which may result in noticeable shade variation in installed panels. The Galvalume Plus coating is subject to differential weathering after panel installation. Panels may appear to be different shades due to this weathering characteristic. If a consistent appearance is required, CCG recommends that pre-painted panels be used in lieu of Galvalume Plus. Shade variation in panels manufactured from Galvalume Plus coated material do not diminish the structural integrity of the product. These shade variations should be anticipated and are not cause for rejection or warranty claim.

Consult www.ccg-csi.com for proper product application, design details & other product information.

Panel Price:

All 4000PBR panel pricing based on a sheet width 38 1/4".
Add \$1.05 per sheet for lengths under 4'-0".
Maximum 3,000 pounds or 75 panels per bundle

PBR Trim

Strapping



Part #	Width	Gauge	Finish	Weight Each	Length
Please Inquire	2"	24	RDM Colors	84.02	500'


Die Formed Ridge Cap



Part #	Length	Slope	Weight Each
Please Inquire	2'-6"	1:12	7.13

Please inquire about our 36" or 42".

Rubber Roof Jack



Part #	Temp. Range	Pipe Size	Base Dim.	Weight Each
Please Inquire	- 65F to + 212F	1/4" - 2"	4 1/4"	0.17
Please Inquire	- 65F to + 212F	1/4" - 4"	8"	0.5
Please Inquire	- 65F to + 212F	4" - 7"	11"	0.95
Please Inquire	- 65F to + 212F	6" - 11"	14"	1.55
Please Inquire	- 65F to + 212F	7" - 13"	17"	2.56
----- <u>High Temperature</u>				
Please Inquire	-100F to +437F	1/4" - 4"	8"	0.5
Please Inquire	-100F to +437F	4" - 7"	11"	0.95
Please Inquire	-100F to +437F	7" - 13"	17"	2.56
Please Inquire	-100F to +437F	10" - 18"	25"	3.86

Retrofit Rubber Roof Jack



Part #	Temp. Range	Pipe Size	Base Dim.	Weight Each
Please Inquire	- 65F to + 212F	1/2" - 4"	8 3/16"	0.74
Please Inquire	- 65F to + 212F	4" - 9 1/4"	14 1/4"	2.2
Please Inquire	- 65F to + 212F	9 1/4"-16 1/4"	21 1/2"	3.78
----- <u>High Temperature</u>				
Please Inquire	-100F to +437F	1/2"-4"	8 3/16"	0.74
Please Inquire	-100F to +437F	4" - 9 1/4"	14 1/4"	2.2
Please Inquire	-100F to +437F	9 1/4"-16 1/4"	21 1/2"	3.78

PBR Panel Closure Strip (inside & outside)

Picture Coming Soon!

Part #	Size	Adhesive	Size	Carton Size	Weight Each
Please Inquire	Inside	No	1"	100	0.04
Please Inquire	Outside	Yes	1"	100	0.08

PBR Panel Metal Closure




Picture Coming Soon!

Part #	Size	Adhesive	Size	Carton Size	Weight Each
Please Inquire	Outside	No	10 7/8"	NA	0.16

Tape Sealer


Picture Coming Soon!


Part #	Type	Thickness	Width	Length	Carton Qty.	Carton Weight
Please Inquire	Dbl Bead	3/16"	7/8"	25'-0"	8	17
Please Inquire	Trpl Bead	3/16"	2 1/2"	20'-0"	6	23
Please Inquire	Tri-Bead	3/16"	7/8"	25'-0"	8	20

Tube Sealant		Part #	Type	Color	Tube Size	Carton Qty.	Tube Weight
	Please Inquire	Acrylic	White	11 ounces	30	0.75	
	Please Inquire	Acrylic	Gray	11 ounces	30	0.75	
	Please Inquire	Urethane	White	11 ounces	30	0.85	
	Please Inquire	Urethane	Gray	11 ounces	30	0.85	
	Please Inquire	Urethane	Bronze	11 ounces	30	0.85	
	Please Inquire	Urethane	Almond	11 ounces	30	0.85	
	Please Inquire	Non-Skinning Butyl	White	10 ounces	30	1.00	

Touch-Up Paint		Part #	Type	Size	Color	Weight Each
<i>Picture Coming Soon!</i>						
	Please Inquire	Versa Steel 4026 Group 1	2 ounces	See 2524 Color Chart	0.5	
	Please Inquire	Versa Steel 4026 Group 2	2 ounces	See 2524 Color Chart	0.5	

Vinyl Patch Tape		Part #	Width	Length	Roll Weight
<i>Picture Coming Soon!</i>					
	Please Inquire	3"	50'	1	

Double Faced Tape		Part #	Width	Length	Roll Weight
	Please Inquire	1 1/2"	180'	1	

Reflective Insulation		Part #	Type	Width	Length	SqFt / Roll	Roll Weight
	Please Inquire	PSK-VR w/ VersiTab	4'-0"	125'-0"	500	31.00	
	Please Inquire	RFSK w/VersiTab	4'-0"	125'-0"	500	31.00	
	Please Inquire	PSK-VR w/ VersiTab	6'-0"	125'-0"	750	46.00	
	Please Inquire	RFSK w/VersiTab	6'-0"	125'-0"	750	46.00	

Scrimless Aluminum Tape		Part #	Width	Thickness	Length	Roll Weight
	Please Inquire	3"	NA	150'-0"	1.5	

Strand		Part #	Size	Grade	Min. Break Strength	Weight per LF
<i>Picture Coming Soon!</i>						
	Please Inquire	1/4"	EHS	6,650 lbs.	0.12	
	Please Inquire	5/16"	EHS	11,200 lbs.	0.21	
	Please Inquire	3/8"	EHS	15,400 lbs.	0.27	
	Please Inquire	1/2"	EHS	26,900 lbs.	106.00	

Fio-Loc Grip		Part #	Size	Grade	Length	Min. Break Strength	Weight per LF
<i>Picture Coming Soon!</i>							
	Please Inquire	1/4"	EHS	19"	6,650 lbs.	0.38	
	Please Inquire	5/16"	EHS	21"	11,200 lbs.	0.54	
	Please Inquire	3/8"	EHS	26"	15,400 lbs.	0.86	

PBR Trim

Please Inquire 1/2" EHS 38" 26,900 lbs. 1.96

Eye Bolt w/ Flat Washer & Nut

Part #	Size	Eye Diameter	Shank Length	Thread Length	Yield Strength	Weight per LF
Please Inquire	1/2"	1"	8"	6"	36,000 lbs.	0.33
<i>Picture Coming Soon!</i>						
Please Inquire	5/8"	1 1/4"	8"	6"	55,000 lbs	0.70
Please Inquire	3/4"	1 1/2"	8"	6"	55,000 lbs	1.76
Please Inquire	7/8"	1 1/2"	8"	6"	60,000 lbs	1.93

Hillside & Flat Washers

Part #	Type	Size	Finish	Weight per LF
<i>Picture Coming Soon!</i>				
Please Inquire	Flat	1/2"	Plated	0.03
Please Inquire	Flat	5/8"	Plated	0.07
Please Inquire	Flat	3/4"	Plated	0.10
Please Inquire	Flat	7/8"	Plated	0.15
Please Inquire	Flat	1"	Plated	0.18
Please Inquire	Hillside	1/2"	Black	0.28
Please Inquire	Hillside	5/8"	Black	0.40
Please Inquire	Hillside	3/4"	Black	0.55
Please Inquire	Hillside	7/8"	Black	0.75
Please Inquire	Hillside	1"	Black	0.90

Bolts w/ Nuts

Part #	Size	Bolt Grade	Nut Grade	Finish	Weight per LF
<i>Picture Coming Soon!</i>					
Please Inquire	1/2"x1"	A307	A307	Plated	0.13
Please Inquire	1/2"x1 1/4"	A307	A307	Plated	0.14
Please Inquire	1/2"x1 1/4"	A325	A563	Plated	0.18
Please Inquire	5/8"x1 1/4"	A325	A563	Plated	0.31
Please Inquire	5/8"x1 1/2"	A325	A563	Plated	0.33
Please Inquire	5/8"x1 3/4"	A325	A563	Plated	0.35
Please Inquire	5/8"x2"	A325	A563	Plated	0.37
Please Inquire	3/4"x1 3/4"	A325	A563	Plated	0.55
Please Inquire	3/4"x2"	A325	A563	Plated	0.58
Please Inquire	3/4"x2 1/4"	A325	A563	Plated	0.62
Please Inquire	3/4"x2 1/2"	A325	A563	Plated	0.65
Please Inquire	3/4"x2 2/3"	A325	A563	Plated	0.68
Please Inquire	1/2"x1"	Button Hd /	FN Hd	Plated	0.10

Purlin Clip (6"x7")

Part #	Size	Finish	Weight Each
Please Inquire	6"x7"x3/16"	Black	2.25

Picture Coming Soon!

Outside Corner Trim

PBR Trim

PBR Sculptured Hang-On Gutter

	Part #	Dia.	Length	Girth	Roof Slope	Weight per Each
<i>Picture Coming Soon!</i>	Please Inquire	6 1/2"	10'-2"	20 1/4"	1/2-4:12	14.50
	Please Inquire	6 1/2"	20'-2"	20 1/4"	1/2-4:12	29.00
	Please Inquire	7"	10'-2"	20 1/4"	4 1/8-6:12	15.41
	Please Inquire	7"	20'-2"	20 1/4"	4 1/8-6:12	30.56

Style Hang-On Gutter

	Part #	Dia.	Length	Girth	Roof Slope	Weight per Each
<i>Picture Coming Soon!</i>	Please Inquire	5 1/2"	10'-2"	20 3/4"	1/2-4:12	15.03
	Please Inquire	5 1/2"	20'-2"	20 3/4"	1/2-4:12	29.80
	Please Inquire	6"	10'-2"	21 1/4"	4 1/8-6:12	15.40
	Please Inquire	6"	20'-2"	21 1/4"	4 1/8-6:12	30.56

Box Hang-On Gutter

	Part #	Dimension "A"	Dimension "B"	Length	Girth	Roof Slope	Weight per Each
<i>Picture Coming Soon!</i>	Please Inquire	4 1/4"	4 1/2"	10'-2"	17"	1/2-4:12	10.90
	Please Inquire	4 1/4"	4 1/2"	20'-2"	17"	1/2-4:12	22.23
	Please Inquire	4 5/8"	4 1/2"	10'-2"	17 3/8"	4 1/16-6:12	13.22
	Please Inquire	4 5/8"	4 1/2"	20'-2"	17 3/8"	4 1/16-6:12	26.23

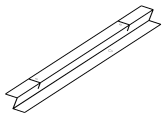
Box Eave Gutter

	Part #	Dimension "A"	Dimension "B"	Length	Girth	Roof Slope	Weight per Each
<i>Picture Coming Soon!</i>	Please Inquire	4 1/4"	4 1/2"	10'-2"	20 1/4"	1/2-4:12	13.35
	Please Inquire	4 1/4"	4 1/2"	20'-2"	20 1/4"	1/2-4:12	26.48
	Please Inquire	4 5/8"	4 1/2"	10'-2"	20 5/8"	4 1/16-6:12	13.60
	Please Inquire	4 5/8"	4 1/2"	20'-2"	20 5/8"	4 1/16-6:12	26.98

Gutter Ends (left or right)

	Part #	Weight per Each
<i>Picture Coming Soon!</i>	Please Inquire	0.39
	Please Inquire	0.26

Gutter Strap



	Part #	Length	Girth	Gauge	Weight per Each
	Please Inquire	1'	3"	26	0.23
	Please Inquire	1'	3"	24	0.23

Sculpted Rake



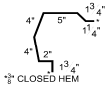
	Part #	Length	Girth	Weight per Each
	Please Inquire	10'-2"	21 1/4"	14.50

PBR Trim

³/₈" CLOSED HEM

	Please Inquire	20'-2"	21 1/4"	29.00
*picture may have different dimension than what is shown.				
Rake Ends	Please Inquire	NA	NA	0.15
Peak Box	Please Inquire	NA	NA	1.97

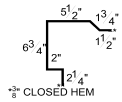
Style Rake



Part #	Length	Girth	Weight per Each
Please Inquire	10'-2"	20 3/4"	14.50
Please Inquire	20'-2"	20 3/4"	29.00
Rake Ends	Please Inquire	NA	0.75
Peak Box	Please Inquire	NA	3.00

*picture may have different dimension than what is shown.

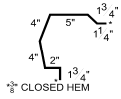
Box Rake Trim



Part #	Length	Girth	Weight per Each
Please Inquire	10'-2"	20 1/4"	13.35
Please Inquire	20'-2"	20 1/4"	26.48
Rake Ends	Please Inquire	NA	0.15
Peak Box	Please Inquire	NA	4.68

*picture may have different dimension than what is shown.

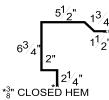
Sculptured High Side Eave



Part #	Length	Girth	Weight per Each
Please Inquire	10'-2"	20 3/4"	13.68
Please Inquire	20'-2"	20 3/4"	27.14

*picture may have different dimension than what is shown.

Style High Side Eave



Part #	Length	Girth	Weight per Each
Please Inquire	10'-2"	18 3/4"	13.10
Please Inquire	20'-2"	18 3/4"	26.20
End Cap	Please Inquire	NA	0.50

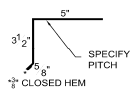
*picture may have different dimension than what is shown.

Style Low Eave

Picture Coming Soon!

Part #	Length	Girth	Weight per Each
Please Inquire	10'-2"	16 1/2"	11.54
Please Inquire	20'-2"	16 1/2"	23.08
End Cap	Please Inquire	NA	0.50

Eave Trim

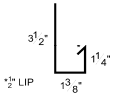


Part #	Length	Girth	Weight per Each
Please Inquire	10'-2"	9 5/8"	6.35
Please Inquire	20'-2"	9 5/8"	12.59

*picture may have different dimension than what is shown.

Jamb Trim

PBR Trim



Part #	Length	Girth	Weight per Each
Please Inquire	7'-3"	5"	2.35
Please Inquire	10'-2"	5"	3.30
Please Inquire	12'-2"	5"	3.95
Please Inquire	14'-2"	5"	4.59

*picture may have different dimension than what is shown.

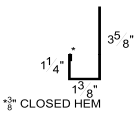
Drip Trim



Part #	Length	Girth	Weight per Each
Please Inquire	10'-2"	7 5/8"	5.03
Please Inquire	20'-2"	7 5/8"	10.68

*picture may have different dimension than what is shown.

Head Trim



Part #	Length	Girth	Weight per Each
Please Inquire	3'-6"	5 5/8"	1.25
Please Inquire	7'-1"	5 5/8"	2.70
Please Inquire	10'-4"	5 5/8"	3.80
Please Inquire	12'-4"	5 5/8"	4.65
Please Inquire	14'-4"	5 5/8"	5.41

*picture may have different dimension than what is shown.

Head Trim

Picture Coming Soon!

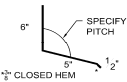
Part #	Length	Girth	Weight per Each
Please Inquire	3'-6"	6 3/8"	1.45
Please Inquire	7'-1"	6 3/8"	2.93
Please Inquire	10'-4"	6 3/8"	4.27
Please Inquire	12'-4"	6 3/8"	5.10
Please Inquire	14'-4"	6 3/8"	5.93

Parapet High Eave Trim

Picture Coming Soon!

Part #	Length	Girth	Weight per Each
Please Inquire	10'-2"	14"	9.80

Parapet High Eave Trim



Part #	Length	Girth	Weight per Each
Please Inquire	10'-2"	12"	8.40
Please Inquire	20'-2"	12"	16.80

*picture may have different dimension than what is shown.

Parapet Rake



Part #	Length	Girth	Weight per Each
Please Inquire	10'-2"	14"	9.23
Please Inquire	20'-2"	14"	19.60

*picture may have different dimension than what is shown.

PBR Trim

2x2 Outside Angle

	Part #	Length	Girth	Weight per Each
<i>Picture Coming Soon!</i>	Please Inquire	10'-2"	5"	3.60

2x2 Inside Angle

	Part #	Length	Girth	Weight per Each
<i>Picture Coming Soon!</i>	Please Inquire	10'-2"	5"	3.30

3x3 Outside Angle

	Part #	Length	Girth	Weight per Each
<i>Picture Coming Soon!</i>	Please Inquire	10'-2"	7"	4.70

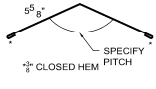
3x3 Inside Angle



	Part #	Length	Girth	Weight per Each
	Please Inquire	10'-2"	7"	4.70

*picture may have different dimension than what is shown.

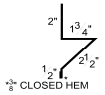
Flat Ridge Cap



	Part #	Length	Girth	Weight per Each
	Please Inquire	10'-2"	24"	15.82
	Please Inquire	20'-2"	24"	31.39

*picture may have different dimension than what is shown.

Masonry Flash



	Part #	Length	Girth	Weight per Each
	Please Inquire	10'-2"	11"	7.70
	Please Inquire	20'-2"	11"	15.40

*picture may have different dimension than what is shown.

Light Transmitting Panel Cap

	Part #	Length	Girth	Weight per Each
<i>Picture Coming Soon!</i>	Please Inquire	10'-8"	6"	4.15
	Please Inquire	12'-0"	6"	4.67

Window Sill Trim (for fixed glass)

	Part #	Length	Girth	Weight per Each
<i>Picture Coming Soon!</i>	Please Inquire	10'-2"	6"	3.96

Jamb or Head Cap

	Part #	Length	Girth	Weight per Each
<i>Picture Coming Soon!</i>	Please Inquire	10'-2"	13 1/8"	8.65

Sliding Door Hood

	Part #	Length	Girth	Weight per Each
--	--------	--------	-------	-----------------

PBR Trim

Picture Coming Soon!

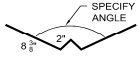
Please Inquire	10'-2"	16 1/2"	12.00
Please Inquire	12'-2"	16 1/2"	14.40
Please Inquire	14'-2"	16 1/2"	16.80

Sliding Door Hood

Part #	Length	Girth	Weight per Each
Please Inquire	10'-2"	19 1/4"	13.43

Picture Coming Soon!

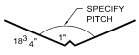
Standard Valley



Part #	Length	Girth	Weight per Each
Please Inquire	10'-2"	26"	17.80
Please Inquire	20'-2"	26"	25.70

*picture may have different dimension than what is shown.

Extended Valley



Part #	Length	Girth	Weight per Each
Please Inquire	10'-2"	41 1/2"	27.85
Please Inquire	20'-2"	41 1/2"	55.80

*picture may have different dimension than what is shown.