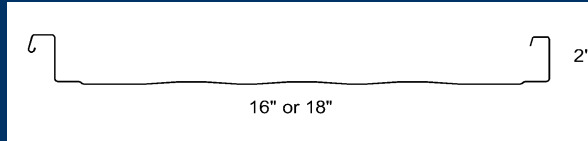


SSS2 Panel



| <u>GA.</u> | <u>NET GIRTH</u> | <u>YIELD (psi)</u> | <u>WEIGHT PER SQ.</u> | <u>CCG Finish</u> | <u>UOM</u> | <u>CCG Book Price</u> |
|------------|------------------|--------------------|-----------------------|---------------------------------|------------|-----------------------|
| 24 | 16" | 50,000 | 147 | Versa Steel® Kynar 2524 Group 3 | SQ. | Please Inquire |
| 24 | 16" | 50,000 | 147 | Versa Steel® Kynar 2524 Group 2 | SQ. | Please Inquire |
| 24 | 16" | 50,000 | 147 | Galvalume Plus® | SQ. | Please Inquire |
| 22 | 16" | 50,000 | 185 | Versa Steel® Kynar 2522 Group 3 | SQ. | Please Inquire |
| 22 | 16" | 50,000 | 185 | Versa Steel® Kynar 2522 Group 2 | SQ. | Please Inquire |
| 22 | 16" | 50,000 | 185 | Galvalume Plus® | SQ. | Please Inquire |
| 24 | 18" | 50,000 | | Versa Steel® Kynar 2524 Group 3 | SQ. | Please Inquire |
| 24 | 18" | 50,000 | | Versa Steel® Kynar 2524 Group 2 | SQ. | Please Inquire |
| 24 | 18" | 50,000 | | Galvalume Plus® | SQ. | Please Inquire |
| 22 | 18" | 50,000 | | Versa Steel® Kynar 2522 Group 3 | SQ. | Please Inquire |
| 22 | 18" | 50,000 | | Versa Steel® Kynar 2522 Group 2 | SQ. | Please Inquire |
| 22 | 18" | 50,000 | | Galvalume Plus® | SQ. | Please Inquire |

Custom Colors & Gauges Please Inquire

The Galvalume Plus coating is subject to variances in spangle from coil to coil which may result in noticeable shade variation in installed panels. The Galvalume Plus coating is subject to differential weathering after panel installation. Panels may appear to be different shades due to this weathering characteristic. If a consistent appearance is required, CCG recommends that pre-painted panels be used in lieu of Galvalume Plus. Shade variation in panels manufactured from Galvalume Plus coated material do not diminish the structural integrity of the product. These shade variations should be anticipated and are not cause for rejection or warranty claim.

Consult www.ccg-csi.com for proper product application, design details & other product information.

Panels:

All SSS2 panel pricing based on net coverage.

Add \$3.70 per sheet for lengths under 4'-0".

Panel lengths 4'-0" or less do not have factory applied mastic.

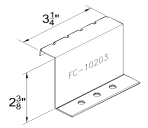
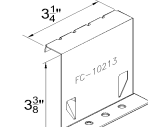
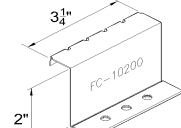
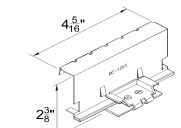
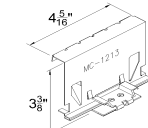
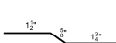
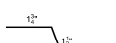
18 Panels per bundle.

CCG Standards include light striations. If non-striated is needed, please specify in writing on the order.

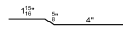
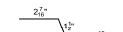
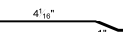
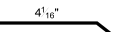


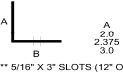
Please inquire for lengths over 40'-0".

| <u>GA.</u> | <u>WIDTH</u> | <u>FINISH</u> | <u>WEIGHT PER LF</u> | <u>PRICE PER 10'-6" SHEET</u> | <u>PRICE PER CLF COIL</u> |
|------------|--------------|---------------------------------|----------------------|-------------------------------|---------------------------|
| 24 | 48 3/8" | Versa Steel® Kynar 2524 Group 3 | 3.75 | <i>Please Inquire</i> | <i>Please Inquire</i> |
| 24 | 48 3/8" | Versa Steel® Kynar 2524 Group 2 | 3.75 | <i>Please Inquire</i> | <i>Please Inquire</i> |

| | | | | | |
|-----------------------|---------|---------------------------------|------|-----------------------|-----------------------|
| 24 | 48 3/8" | Galvalume Plus® | 3.75 | <i>Please Inquire</i> | <i>Please Inquire</i> |
| 22 | 48 3/8" | Versa Steel® Kynar 2524 Group 3 | 4.77 | <i>Please Inquire</i> | <i>Please Inquire</i> |
| 22 | 48 3/8" | Versa Steel® Kynar 2524 Group 2 | 4.77 | <i>Please Inquire</i> | <i>Please Inquire</i> |
| 22 | 48 3/8" | Galvalume Plus® | 4.77 | <i>Please Inquire</i> | <i>Please Inquire</i> |
| Custom Colors Inquire | | | | | |

| | | | | | | |
|---|----------------|--------------------|----------|-------------|-------------|-------------|
| Low Fixed Clip | | SS52.013 | | | | |
|  | Part # | SSR System | Height | Weight Each | | |
| | Please Inquire | SSS2 | 2 3/8" | 0.13 | | |
| High Fixed Clip | | SS52.015 | | | | |
|  | Part # | SSR System | Height | Weight Each | | |
| | Please Inquire | SSS2 | 3" | 0.16 | | |
| Utility Clip | | SS52.011 | | | | |
|  | Part # | SSR System | Height | Weight Each | | |
| | Please Inquire | SSS2 | 2" | 0.12 | | |
| Low Floating Clip | | SS52.007 | | | | |
|  | Part # | SSR System | Height | Weight Each | | |
| | Please Inquire | SSS2 | 2 3/8" | 0.24 | | |
| High Floating Clip | | SS52.009 | | | | |
|  | Part # | SSR System | Height | Weight Each | | |
| | Please Inquire | SSS2 | 3" | 0.28 | | |
| Eave Plate - Low | | SS30.005 | SS30.005 | | | |
|  | Part # | Size | Gauge | Length | Finish | Weight Each |
| | Please Inquire | 1 1/2"x3/8"x1 1/2' | 14 | 8' | Brown Oxide | 7.75 |
| Eave Plate - High | | SS30.006 | SS30.009 | | | |
|  | Part # | Size | Gauge | Length | Finish | Weight Each |
| | Please Inquire | 2 1/4"x1"x2 1/4' | 14 | 8' | Brown Oxide | 11.15 |




SSS2 Trim

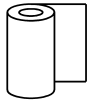
| SS30.010 | | | | | | | |
|---|----------------|--------------------|---------------|--------|-------------|-------------|-------|
| Floating Eave Plate - Low | | | | | | | |
| Part # | Size | Gauge | Length | Finish | Weight Each | | |
|  | Please Inquire | 1 15/16"x3/8"x4" | 14 | 8' | Brown Oxide | 13.02 | |
| ** 5/16" X 3" SLOTS | | | | | | | |
| SS30.011 | | | | | | | |
| Floating Eave Plate - High | | | | | | | |
| Part # | Size | Gauge | Length | Finish | Weight Each | | |
|  | Please Inquire | 2 7/16"x1"x4" | 14 | 8' | Brown Oxide | 14.90 | |
| ** 5/16" X 3" SLOTS | | | | | | | |
| SS30.012 | | | | | | | |
| Mid-Slope Fixed Plate - Low | | | | | | | |
| Part # | Size | Gauge | Length | Finish | Weight Each | | |
|  | Please Inquire | 4 1/16x3/8"x1 7/8 | 14 | 8' | Brown Oxide | 13.02 | |
| | Please Inquire | 4 1/16x3/8"x1 7/8 | 14 | 10' | Brown Oxide | 16.28 | |
| | Please Inquire | 4 1/16x3/8"x1 7/8 | 14 | 20' | Brown Oxide | 32.56 | |
| SS30.013 | | | | | | | |
| Mid-Slope Fixed Plate - High | | | | | | | |
| Part # | Size | Gauge | Length | Finish | Weight Each | | |
|  | Please Inquire | 4 1/16x1"x2 5/16' | 14 | 8' | Brown Oxide | 14.90 | |
| | Please Inquire | 4 1/16x1"x2 5/16' | 14 | 10' | Brown Oxide | 18.62 | |
| | Please Inquire | 4 1/16x1"x2 5/16' | 14 | 20' | Brown Oxide | 37.25 | |
| SS30.014 | | | | | | | |
| 4" Floating Eave Plate - Low | | | | | | | |
| Part # | Size | Gauge | Length | Finish | Weight Each | | |
|  | Please Inquire | 1 7/8"x3/8"x6 1/16 | 14 | 8' | Brown Oxide | 16.78 | |
| ** 5/16" X 3" SLOTS | | | | | | | |
| SS30.015 | | | | | | | |
| 4" Floating Eave Plate - High | | | | | | | |
| Part # | Size | Gauge | Length | Finish | Weight Each | | |
|  | Please Inquire | 2 3/8"x1"x6 1/16" | 14 | 8' | Brown Oxide | 18.65 | |
| ** 5/16" X 3" SLOTS | | | | | | | |
| SS29.009 | | | | | | | |
| Low Rake Support | | | | | | | |
| Part # | SSR System | Size | Gauge | Length | Finish | Weight Each | |
|  | Please Inquire | SSS2 | 2 3/8"x3 5/8" | 14 | 20' | Brown Oxide | 27.57 |
| ** 5/16" X 3" SLOTS (12" O.C.) | | | | | | | |


SSS2 Trim

| High Rake Support | | SS29.009 | | | | | | |
|---------------------------------|--|---|------------|----------|---------|-----------------|-------------|-------------|
| | | Part # | SSR System | Size | Gauge | Length | Finish | Weight Each |
| | | Please Inquire | SSS2 | 3"x 3" | 14 | 20' | Brown Oxide | 27.57 |
| Rake Support Utility | | SS29.009 | | | | | | |
| | | Part # | SSR System | Size | Gauge | Length | Finish | Weight Each |
| | | Please Inquire | SSS2 | 2"x 4" | 14 | 20' | Brown Oxide | 27.57 |
| Valley Support Plate | | SS30.001 | | | | | | |
| | | Part # | SSR System | Gauge | Girth | Length | Finish | Weight Each |
| | | Please Inquire | SSS2 | 14 | 30" | 10' | Brown Oxide | 70.39 |
| Valley Support Plate | | SS30.002 | | | | | | |
| | | Part # | SSR System | Gauge | Girth | Length | Finish | Weight Each |
| | | Please Inquire | SSS2 | 14 | 42" | 10' | Brown Oxide | 98.55 |
| Hip Support Plate | | SS30.003 | | | | | | |
| | | Part # | SSR System | Gauge | Girth | Length | Finish | Weight Each |
| | | Please Inquire | SSS2 | 14 | 23 3/8" | 10' | Brown Oxide | 54.85 |
| Ridge/Hip Support Plate | | SS30.019 | | | | | | |
| | | SS30.018 | | | | | | |
| | | Part # | SSR System | Gauge | Girth | Length | Finish | Weight Each |
| | | Please Inquire | SSS2 | 14 | 36" | 10' | Brown Oxide | 84.47 |
| Standard Back-Up Plate | | | | | | | | |
| | | Part # | SSR System | Width | Gauge | Finish | Weight Each | |
| <i>Refer to Back-Up Channel</i> | | Discontinued | SSS2 | 16" | 16 | Brown Oxide | 2.01 | |
| | | Discontinued | SSS2 | 18" | 16 | Brown Oxide | 1.49 | |
| | | Please Inquire about our Back-Up Channel (48" or 72") | | | | | | |
| Outside Closure (vertical leg) | | SS50.001 | | SS50.002 | | | | |
| | | Part # | SSR System | Width | Gauge | Finish | Weight Each | |
| <i>Picture Coming Soon!</i> | | Please Inquire | SSS2 | 16" | 24 | Galvalume Plus® | 0.65 | |
| | | Please Inquire | SSS2 | 16" | 24 | Group 1 | 0.65 | |
| | | Please Inquire | SSS2 | 16" | 24 | Group 2 | 0.65 | |
| | | Please Inquire | SSS2 | 16" | 24 | Group 3 | 0.65 | |
| | | Please Inquire | SSS2 | 18" | 24 | Galvalume Plus® | | |
| | | Please Inquire | SSS2 | 18" | 24 | Group 1 | | |
| | | Please Inquire | SSS2 | 18" | 24 | Group 2 | | |
| | | Please Inquire | SSS2 | 18" | 24 | Group 3 | | |


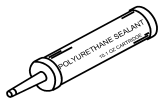

SSS2 Trim


| Tape Sealer | | AC01.002 AC01.001 | | | | | |
|---|----------------|-------------------|-------|--------|-------------|---------------|----|
| Part # | Type | Thickness | Width | Length | Carton Qty. | Carton Weight | |
|  | Discontinued | Dbl Bead | 3/16" | 7/8" | 25' | 8 | 17 |
|  | Please Inquire | Trpl Bead | 3/16" | 2 1/2" | 20' | 6 | 23 |
|  | Please Inquire | Tri-Bead | 3/16" | 7/8" | 25' | 8 | 20 |

| Flexible Membrane | | AC03.003 | | | | | |
|---|----------------|----------|-----------|-------------|-------------|----|--|
| Part # | Type | Width | Thickness | Roll Length | Roll Weight | | |
|  | Please Inquire | E.P.D.M. | 16" | 45 mil | 50' | 20 | |
| | Please Inquire | E.P.D.M. | 24" | 45 mil | 50' | 30 | |



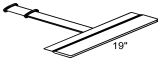
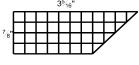
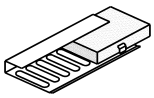
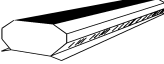
| Double Faced Tape | | AC01.005 | | | | | |
|---|----------------|----------|-----------|-------------|-------------|---|--|
| Part # | Type | Width | Thickness | Roll Length | Roll Weight | | |
|  | Please Inquire | NA | 1 1/2" | NA | 180' | 1 | |

| Thermal Spacer | | SS50.012 | | | | | | |
|-----------------------------|----------------|----------------|-----------|-------------|----------|-------------|------------|------|
| Part # | Type | Width | Thickness | Roll Length | Material | Roll Weight | | |
| <i>Picture Coming Soon!</i> | | Please Inquire | SSS2 | 3" | 1" | 15 7/8" | PolyStrene | 0.05 |
| | Please Inquire | SSS2 | 3" | 5/8" | 15 7/8" | PolyStrene | 0.04 | |
| | Please Inquire | SSS2 | 3" | 3/8" | 15 7/8" | PolyStrene | 0.03 | |

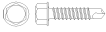
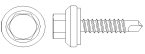
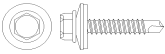






| Tube Sealant | | AC02.001, AC02.002, AC02.003 | | | | | |
|---|----------------|------------------------------|-----------|-------------|-------------|------|--|
| Part # | Type | Color | Tube Size | Carton Qty. | Tube Weight | | |
|  | Please Inquire | Acrylic | White | 11 ounces | 30 | 0.75 | |
| | Please Inquire | Acrylic | Gray | 11 ounces | 30 | 0.75 | |
|  | Please Inquire | Urethane | White | 11 ounces | 30 | 0.85 | |
| | Please Inquire | Urethane | Gray | 11 ounces | 30 | 0.85 | |
| | Please Inquire | Urethane | Bronze | 11 ounces | 30 | 0.85 | |
| | Please Inquire | Urethane | Almond | 11 ounces | 30 | 0.85 | |
|  | Please Inquire | Non-Skinning Butyl | White | 10 ounces | 30 | 1.00 | |

| Reflective Insulation | | AC04.001 | | | | | |
|---|----------------|--------------------|--------|-------------|-------------|-------|--|
| Part # | Type | Width | Length | SqFt / Roll | Roll Weight | | |
|  | Please Inquire | PSK-VR w/ VersiTab | 4'-0" | 125' | 500 | 31.00 | |
| | Please Inquire | RFSK w/VersiTab | 4'-0" | 125' | 500 | 31.00 | |






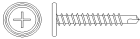


SSS2 Trim

| Scrimless Aluminum Tape | | AC01.006 | | | | | |
|---|----------------|--------------------------------|------------|----------------|----------------|-------------|----------------|
|  | Part # | Width | Thickness | Length | Roll Weight | | |
| | Please Inquire | 3" | NA | 150' | 1.5 | | |
| Bearing Plate | | AC06.001 | | | | | |
|  | Part # | Type | Gauge | Finish | Weight per 100 | | |
| | Please Inquire | NA | 16 | Brown Oxide | 0.32 | | |
| | Please Inquire | NA | 18 | Galvalume | 0.19 | | |
| Panel Hemming Tool | | AC06.003 | | | | | |
|  | Part # | Width | Height | Weight Each | | | |
| | Please Inquire | 19" | 13 1/2" | 4.25 | | | |
| Touch Up Paint | | | | | | | |
| <i>Picture Coming Soon!</i> | Part # | Type | Gauge | Finish | Size | Color | Weight per 100 |
| | Please Inquire | Versa Steel Kynar 2524 Group 1 | | | 2 ounce | See Chart | 0.5 |
| | Please Inquire | Versa Steel Kynar 2524 Group 2 | | | 2 ounce | See Chart | 0.5 |
| Plastic Vent Material | | AC05.002 | | | | | |
|  | Part # | Type | Thickness | Width | Length | Carton Qty. | Carton Weight |
| | Please Inquire | Polyethylene | 7/8" | 3 5/16" | 4'-0" | 24 | 22.08 |
| Metal Vent Material | | AC05.001 | | | | | |
|  | Part # | Type | Width | Gauge | Length | Carton Qty. | Carton Weight |
| | Please Inquire | Metal | 4 1/2" | 24 | 8' | NA | 4.25 |
| Continuous Vent | | SS50.534 | | | | | |
|  | Part # | Size | Gauge | Damper | Weight Each | | |
| | Please Inquire | 9"x10' | 26 | Yes | 115 | | |
| | Please Inquire | 12"x10' | 26 | Yes | 150 | | |
| Vent Damper Operator Parts | | | | | | | |
| <i>Picture Coming Soon!</i> | Part # | Description | Price per | Weight per 100 | | | |
| | Please Inquire | Vent Cable | Foot | 0.1 | | | |
| | Please Inquire | Vent Pulley | Each | 0.25 | | | |
| | Please Inquire | Vent Cable Clamp | Each | 0.1 | | | |
| | Please Inquire | Vent Eye Bolt | Each | 0.1 | | | |
| | Please Inquire | Vent Pull Chain w/ Handle | 3' section | 1 | | | |
| Please Inquire | Vent "S" hook | Each | 0.01 | | | | |

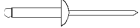








SSS2 Trim

| | | | | | | |
|---|----------------|-----------|-------------------|-------------|---------------|--|
| Fastener #1B | | FA10.001 | | | | |
|  | Part # | Head Size | Type | Carton Size | Weight / 1000 | |
| | Please Inquire | 5/16" | Driller | 2,000 | 17.50 | |
| Fastener #1E | | FA03.004 | | | | |
|  | Part # | Head Size | Type | Carton Size | Weight / 1000 | |
| | Please Inquire | 5/16" | Long Life Driller | 2,000 | 28.60 | |
| Fastener #1F | | FA02.008 | | | | |
|  | Part # | Head Size | Type | Carton Size | Weight / 1000 | |
| | Please Inquire | 5/16" | Driller | 2,000 | 23.00 | |
| Fastener #2A | | FA03.005 | | | | |
|  | Part # | Head Size | Type | Carton Size | Weight / 1000 | |
| | Please Inquire | 5/16" | Long Life AB | 1,500 | 24.10 | |
| Fastener #2B | | FA03.006 | | | | |
|  | Part # | Head Size | Type | Carton Size | Weight / 1000 | |
| | Please Inquire | 5/16" | Long Life AB | 2,000 | 24.60 | |
| Fastener #4 | | FA03.003 | | | | |
|  | Part # | Head Size | Type | Carton Size | Weight / 1000 | |
| | Please Inquire | 5/16" | Long Life Lap Tek | 2,000 | 21.70 | |
| Fastener #5 | | FA12.001 | | | | |
|  | Part # | Head Size | Type | Carton Size | Weight / 1000 | |
| | Please Inquire | 5/16" | ShoulderTek | 2,000 | 8.80 | |
| Fastener #6A | | FA10.002 | | | | |
|  | Part # | Head Size | Type | Carton Size | Weight / 1000 | |
| | Please Inquire | 5/16" | Driller | 2,500 | 30.00 | |
| Fastener #7 | | FA12.002 | | | | |
|  | Part # | Head Size | Type | Carton Size | Weight / 1000 | |
| | Please Inquire | 5/16" | ShoulderTek | 2,000 | 16.80 | |


SSS2 Trim

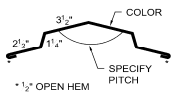
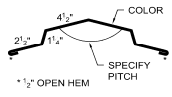
| | | | | | | |
|---|----------------|-------------|-----------------|-------------|---------------|--|
| Fastener #8 | | FA02.002 | | | | |
|  | Part # | Head Size | Type | Carton Size | Weight / 1000 | |
| | Please Inquire | 1/4" | Wood Fastener | 2,500 | 10.80 | |
| Fastener #9 | | FA03.007 | | | | |
|  | Part # | Head Size | Type | Carton Size | Weight / 1000 | |
| | Please Inquire | 5/16" | Long Life Wood | 2,000 | 18.30 | |
| Fastener #9A | | FA03.008 | | | | |
|  | Part # | Head Size | Type | Carton Size | Weight / 1000 | |
| | Please Inquire | 5/16" | Long Life Wood | 2,500 | 14.20 | |
| Fastener #10 | | FA02.009 | | | | |
|  | Part # | Head Size | Type | Carton Size | Weight / 1000 | |
| | Please Inquire | 3/8" | B | 2,500 | 17.70 | |
| Fastener #11 | | FA13.001 | | | | |
|  | Part # | Head Size | Type | Carton Size | Weight / 1000 | |
| | Please Inquire | NA | Nail Drive | 500 | 25.00 | |
| Fastener #12 | | FA10.004 | | | | |
|  | Part # | Head Size | Type | Carton Size | Weight / 1000 | |
| | Please Inquire | #2 Phillips | Driller | 5,000 | 7.00 | |
| Fastener #13 | | FA10.005 | | | | |
|  | Part # | Head Size | Type | Carton Size | Weight / 1000 | |
| | Please Inquire | #2 Phillips | A | 5,000 | 7.10 | |
| Fastener #14 | | FA01.001 | | | | |
|  | Part # | | Type | Carton Size | Weight / 1000 | |
| | Please Inquire | | Stainless Steel | 5,000 | 2.90 | |

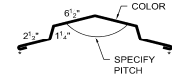
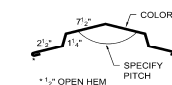
SSS2 Trim


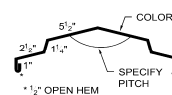
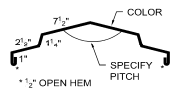
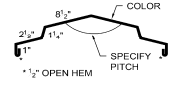
| Fastener #14A | | FA01.002 | | | |
|---|----------------|-----------------|----------------------------|---------------|-------|
| Part # | Type | Carton Size | Weight / 1000 | | |
|  | Please Inquire | Stainless Steel | 5,000 | 3.00 | |
| Fastener #209 | | FA10.006 | | | |
| Part # | Head Size | Type | Carton Size | Weight / 1000 | |
|  | Please Inquire | #3 Phillips | Driller | 1,000 | 28.00 |
| Fastener #210 | | FA10.007 | | | |
| Part # | Head Size | Type | Carton Size | Weight / 1000 | |
|  | Please Inquire | #3 Phillips | Driller | 1,000 | 24.00 |
| Fastener #211 | | FA10.008 | | | |
| Part # | Head Size | Type | Carton Size | Weight / 1000 | |
|  | Please Inquire | #3 Phillips | Driller | 1,000 | 30.00 |
| Fastener #15D | | FA10.010 | | | |
| Part # | Head Size | Type | Carton Size | Weight / 1000 | |
|  | Please Inquire | #3 Phillips | Driller | 1,000 | 43.00 |
| Fastener #17 | | FA02.012 | | | |
| Part # | Head Size | Type | Carton Size | Weight / 1000 | |
|  | Please Inquire | 5/16" | Driller | 2,500 | 13.00 |
| Fastener #18 | | FA02.010 | | | |
| Part # | Head Size | Type | Carton Size | Weight / 1000 | |
|  | Please Inquire | 5/16" | A | 2,500 | 16.50 |
| Fastener #45 | | FA03.010 | | | |
| Part # | Head Size | Type | Carton Size | Weight / 1000 | |
|  | Please Inquire | 3/8" | Masonry Tapping Threads | 1,000 | 25.00 |
| Fastener #46 | | FA03.009 | | | |
| Part # | Head Size | Type | Carton Size | Weight / 1000 | |
|  | Please Inquire | 5/16" | B | 2,500 | 24.00 |

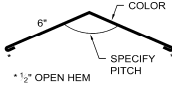
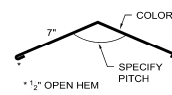
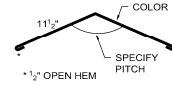
SSS2 Trim


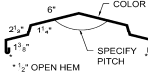
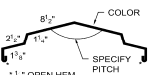

| | | | | | | |
|---|----------------|-----------|--------|-------------|---------------|--|
| Fastener #35 | | FA20.001 | | | | |
| | Part # | Head Size | Type | Carton Size | Weight / 1000 | |
|  | Please Inquire | NA | Washer | 4,000 | 20.00 | |
| 14 x 1 1/8" Washer | | | | | | |

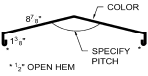
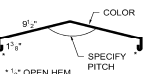
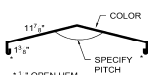
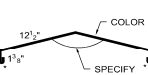
| | | | | | | |
|---|----------------|-------------------------------------|--------|---------|--------------|--------|
| Ridge Flashing (floating) | | SS10.500,SS10.501,SS10.502,SS10.503 | | | | |
| | Part # | Dimension "A" | Length | Girth | Roof Slope | Weight |
|  | Please Inquire | 3 1/8" | 10'-2" | 15 1/2" | 1/2-3 3/4:12 | 10.22 |
|  | Please Inquire | 4 1/8" | 10'-2" | 17 1/2" | 3 13/16-6:12 | 12 |

| | | | | | | |
|---|----------------|-------------------------------------|--------|---------|--------------|--------|
| Ridge Flashing (floating) cont. | | SS10.500,SS10.501,SS10.502,SS10.503 | | | | |
| | Part # | Dimension "A" | Length | Girth | Roof Slope | Weight |
|  | Please Inquire | 3 1/8" | 10'-2" | 21 1/2" | 1/2-3 3/4:12 | 14.74 |
|  | Please Inquire | 4 1/8" | 10'-2" | 23 1/2" | 3 13/16-6:12 | 15.49 |

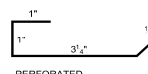
| | | | | | | |
|---|----------------|--------------|---------|--------------|--------|--|
| Ridge Flashing | | SS10.504-507 | | | | |
| | Part # | Length | Girth | Roof Slope | Weight | |
|  | Please Inquire | 10'-2" | 19 1/2" | 1/2-3 3/4:12 | 13.37 | |
|  | Please Inquire | 10'-2" | 21 1/2" | 3 13/16-6:12 | 14.74 | |
|  | Please Inquire | 10'-2" | 25 1/2" | 1/2-3 3/4:12 | 18.37 | |
|  | Please Inquire | 10'-2" | 27 1/2" | 3 13/16-6:12 | 19.74 | |

| | | | | | | |
|---|----------------|--------------|-------|--------------|--------|--|
| Ridge/Hip Flashing (fixed) | | SS10.508-510 | | | | |
| | Part # | Length | Girth | Roof Slope | Weight | |
|  | Please Inquire | 10'-2" | 13" | 1/2-3 3/4:12 | 8.91 | |
|  | Please Inquire | 10'-2" | 15" | 3 13/16-6:12 | 10.28 | |
|  | Please Inquire | 10'-2" | 24" | 1/2-3 3/4:12 | 15.88 | |

| Ridge Flashing for Metal Vent | | SS31.500-503 | | | | |
|---|----------------|--------------|------------|--------------|-------|--|
| Part # | Length | Girth | Roof Slope | Weight | | |
|  | Please Inquire | 10'-2" | 22 1/4" | 1/2-3:12 | 14.67 | |
|  | Please Inquire | 10'-2" | 23 1/4" | 3 13/16-5:12 | 15.64 | |
|  | Please Inquire | 10'-2" | 28 1/4" | 1/2-3:12 | 18.94 | |
|  | Please Inquire | 10'-2" | 29 1/4" | 3 13/16-5:12 | 19.67 | |

| Ridge Flashing for Metal Vent (fixed) | | SS31.504-507 | | | | |
|---|----------------|--------------|------------|--------------|-------|--|
| Part # | Length | Girth | Roof Slope | Weight | | |
|  | Please Inquire | 10'-2" | 21 1/2" | 1/2-3:12 | 14.67 | |
|  | Please Inquire | 10'-2" | 22 3/4" | 3 13/16-5:12 | 15.37 | |
|  | Please Inquire | 10'-2" | 27 1/2" | 1/2-3:12 | 18.85 | |
|  | Please Inquire | 10'-2" | 28 3/4" | 3 13/16-5:12 | 19.42 | |

| Vent Drip | | SS31.508 | | | | |
|---|----------------|----------|------------|-----------------|------|--|
| Part # | Length | Girth | Roof Slope | Weight per Each | | |
|  | Please Inquire | 10'-2" | 5" | NA | 4.90 | |

| Perforated Vent Drip | | SS31.509 | | | | |
|---|----------------|----------|------------|-----------------|------|--|
| Part # | Length | Girth | Roof Slope | Weight per Each | | |
|  | Please Inquire | 10'-2" | 6 3/4" | NA | 5.70 | |

| "Z" Closure | | SS18.001 | | | | |
|---|----------------|----------|--------|------------|-----------------|------|
| Part # | Dimension "A" | Length | Girth | Roof Slope | Weight per Each | |
|  | Please Inquire | 2" | 10'-2" | 4" | NA | 3.27 |

| Gutter Strap | | SS51.500 | | | | |
|---|----------------|----------|-------|------------|-----------------|------|
| Part # | Dimension "A" | Length | Girth | Roof Slope | Weight per Each | |
|  | Please Inquire | NA | 10" | 2 1/4" | NA | 0.30 |

| Sculptured Gutter | | SS51.501-503 | | | | |
|---------------------|----------------|---------------|--------|-----------|-------------|-----------------|
| | Part # | Dimension "A" | Length | Girth | Roof Slope | Weight per Each |
| Use w/o Eave Plates | Please Inquire | 7 5/16" | 10'-2" | 23 13/16" | 1/2-4:12 | 17.73 |
| | Please Inquire | 7 5/16" | 20'-2" | 23 13/16" | 1/2-4:12 | 35.50 |
| | Please Inquire | 7 15/16" | 10'-2" | 24 7/16" | 4 9/16-6:12 | 18.88 |
| | Please Inquire | 7 15/16" | 20'-2" | 24 7/16" | 4 9/16-6:12 | 35.77 |
| Use w/ Eave Plates | Please Inquire | NA | 10'-2" | 24" | 1/2-4:12 | 17.92 |
| | Please Inquire | NA | 20'-2" | 24" | 1/2-4:12 | 38.82 |

| Gutter Ends (left or right) | | SS51.510 | | | | |
|--|----------------|---------------|--------|-------|------------|-----------------|
| | Part # | Dimension "A" | Length | Girth | Roof Slope | Weight per Each |
| | Please Inquire | NA | NA | NA | NA | 0.22 |
| *Specify Gutter type ordered. Use for all Sculptured or Style gutters. Specify Left or Right end | | | | | | |

| Sculptured Eave Trim | | SS14.500 | | | | |
|----------------------|----------------|---------------|--------|---------|------------|-----------------|
| | Part # | Dimension "A" | Length | Girth | Roof Slope | Weight per Each |
| | Please Inquire | NA | 10'-2" | 15 1/4" | NA | 10.46 |
| | Please Inquire | NA | 20'-2" | 15 1/4" | NA | 21.00 |

| Sculptured High Side Eave Trim | | SS14.501-502 | | | | |
|--------------------------------|----------------|---------------|--------|----------|--------------|-----------------|
| | Part # | Dimension "A" | Length | Girth | Roof Slope | Weight per Each |
| | Please Inquire | NA | 10'-2" | 20 3/8" | 1/2-1 3/4:12 | 14.36 |
| | Please Inquire | NA | 10'-2" | 22 1/16" | 1 13/16-4:12 | 14.57 |

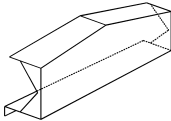
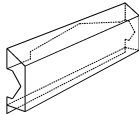
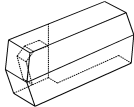
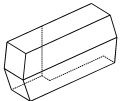
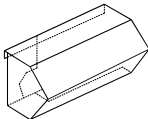
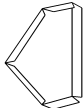
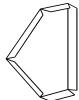

| Offset Panel Cap Trim | | SS32.500 | | | | |
|-----------------------|----------------|---------------|--------|--------|------------|-----------------|
| | Part # | Dimension "A" | Length | Girth | Roof Slope | Weight per Each |
| | Please Inquire | NA | 10'-2" | 7 1/2" | NA | 4.95 |

| Box Panel Cap Trim | | SS32.501 | | | | |
|--------------------|----------------|---------------|--------|-------|------------|-----------------|
| | Part # | Dimension "A" | Length | Girth | Roof Slope | Weight per Each |
| | Please Inquire | NA | 10'-2" | 8" | NA | 5.27 |

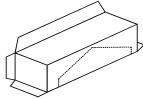
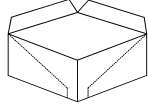
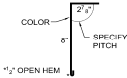
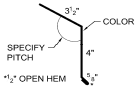
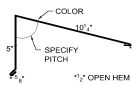
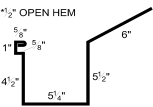
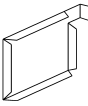

SSS2 Trim

| Sculptured Rake Trim | | SS12.500 | | | | | |
|---------------------------|----------------|---------------|--------|---------|-------------|-----------------|--|
| COLOR | Part # | Dimension "A" | Length | Girth | Roof Slope | Weight per Each | |
| | Please Inquire | NA | 10'-2" | 19 1/4" | NA | 12.69 | |
| | Please Inquire | NA | 20'-2" | 19 1/4" | NA | 25.18 | |
| Rake Slide | | SS26.001 | | | | | |
| COLOR | Part # | Dimension "A" | Length | Girth | Roof Slope | Weight per Each | |
| | Please Inquire | NA | 10'-2" | 2 3/4" | NA | 2.37 | |
| Style Rake Trim | | SS14.503 | | | | | |
| COLOR | Part # | Dimension "A" | Length | Girth | Roof Slope | Weight per Each | |
| | Please Inquire | NA | 10'-2" | 16 1/2" | NA | 10.88 | |
| | Please Inquire | NA | 20'-2" | 16 1/2" | NA | 23.08 | |
| Style High Side Eave Trim | | SS14.503 | | | | | |
| COLOR | Part # | Dimension "A" | Length | Girth | Roof Slope | Weight per Each | |
| | Please Inquire | NA | 10'-2" | 18 3/4" | NA | 13.11 | |
| | Please Inquire | NA | 20'-2" | 18 3/4" | NA | 26.22 | |
| Style Gutter | | SS51.504-505 | | | | | |
| COLOR | Part # | Dimension "A" | Length | Girth | Roof Slope | Weight per Each | |
| | Please Inquire | 5" | 10'-2" | 20 1/2" | 1/4-4:12 | 14.50 | |
| | Please Inquire | 5" | 20'-2" | 20 1/2" | 1/4-4:12 | 29.00 | |
| | Please Inquire | 5 1/4" | 10'-2" | 20 3/4" | 4 1/16-6:12 | 14.50 | |
| | Please Inquire | 5 1/4" | 20'-2" | 20 3/4" | 4 1/16-6:12 | 29.00 | |
| Style Eave Trim | | SS51.504-505 | | | | | |
| COLOR | Part # | Dimension "A" | Length | Girth | Roof Slope | Weight per Each | |
| | Please Inquire | NA | 10'-2" | 12" | NA | 8.40 | |
| | Please Inquire | NA | 20'-2" | 12" | NA | 16.80 | |

SSS2 Trim

| Fixed Peak Box | | SS50.500 | | | | | |
|---|----------------|---------------|--------|---------|--------------|-----------------|--|
| | Part # | Dimension "A" | Length | Girth | Roof Slope | Weight per Each | |
|  | Please Inquire | NA | 1'-6" | 21" | 1/2-6:12 | 2.26 | |
| | Please Inquire | NA | 2'-6" | 21" | 1/2-3 3/4:12 | 3.85 | |
| Floating Peak Box | | SS50.502-503 | | | | | |
| | Part # | Dimension "A" | Length | Girth | Roof Slope | Weight per Each | |
|  | Please Inquire | NA | 2'-1" | 33 1/4" | 1/4-6:12 | 5.92 | |
| | Please Inquire | NA | 2'-6" | 37 1/4" | 1/4-6:12 | 7.44 | |
| Sculptured Eave Corner Box | | SS50.508 | | | | | |
| | Part # | Dimension "A" | Length | Girth | Roof Slope | Weight per Each | |
|  | Please Inquire | NA | NA | NA | NA | 1.80 | |
| Sculptured Rake End | | SS50.509 | | | | | |
| | Part # | Dimension "A" | Length | Girth | Roof Slope | Weight per Each | |
|  | Please Inquire | NA | NA | NA | NA | 1.80 | |
| Style Low Eave Corner Box (left or right) | | SS50.510 | | | | | |
| | Part # | Dimension "A" | Length | Girth | Roof Slope | Weight per Each | |
|  | Please Inquire | NA | NA | NA | NA | 1.80 | |
| Style Rake End Cap (left or right) | | SS50.511 | | | | | |
| | Part # | Dimension "A" | Length | Girth | Roof Slope | Weight per Each | |
|  | Please Inquire | NA | NA | NA | NA | 0.20 | |
| Style Low Eave End Cap (left or right) | | SS50.512 | | | | | |
| | Part # | Dimension "A" | Length | Girth | Roof Slope | Weight per Each | |
|  | Please Inquire | NA | NA | NA | NA | 0.22 | |
| Style High Eave End Cap (left or right) | | SS50.513 | | | | | |
| | Part # | Dimension "A" | Length | Girth | Roof Slope | Weight per Each | |
|  | Please Inquire | NA | NA | NA | NA | 0.22 | |

SSS2 Trim

| SS50.514 | | | | | | |
|---|----------------|--------|--------|------------|-----------------|-------|
| Parapet Peak Box | | | | | | |
| Part # | Dimension "A" | Length | Girth | Roof Slope | Weight per Each | |
|  | Please Inquire | NA | 1'-9" | 14" | NA | 2.35 |
| | Please Inquire | NA | 3'-9" | 16" | NA | 4.73 |
| SS50.516 | | | | | | |
| Parapet Corner Box | | | | | | |
| Part # | Dimension "A" | Length | Girth | Roof Slope | Weight per Each | |
|  | Please Inquire | NA | 18" | 18" | NA | 1.17 |
| SS14.505 | | | | | | |
| Flat Eave Trim | | | | | | |
| Part # | Dimension "A" | Length | Girth | Roof Slope | Weight per Each | |
|  | Please Inquire | NA | 10'-2" | 11 3/8" | NA | 8.38 |
| SS14.506 | | | | | | |
| Box Eave Trim | | | | | | |
| Part # | Dimension "A" | Length | Girth | Roof Slope | Weight per Each | |
|  | Please Inquire | NA | 10'-2" | 8 5/8" | NA | 7.10 |
| | Please Inquire | NA | 20'-2" | 8 5/8" | NA | 14.25 |
| SS14.507 | | | | | | |
| Box High Side Eave Trim | | | | | | |
| Part # | Dimension "A" | Length | Girth | Roof Slope | Weight per Each | |
|  | Please Inquire | NA | 10'-2" | 16 7/8" | NA | 13.06 |
| | Please Inquire | NA | 20'-2" | 16 7/8" | NA | 26.23 |
| SS51.506 | | | | | | |
| Box Gutter | | | | | | |
| Part # | Dimension "A" | Length | Girth | Roof Slope | Weight per Each | |
|  | Please Inquire | NA | 10'-2" | 24" | NA | 19.86 |
| | Please Inquire | NA | 20'-2" | 24" | NA | 34.40 |
| SS51.511 | | | | | | |
| Box Gutter End Cap (left or right) | | | | | | |
| Part # | Dimension "A" | Length | Girth | Roof Slope | Weight per Each | |
|  | Please Inquire | NA | NA | NA | NA | 0.22 |
| SS51.512 | | | | | | |
| Box Gutter Strap | | | | | | |
| Part # | Dimension "A" | Length | Girth | Roof Slope | Weight per Each | |
|  | Please Inquire | NA | 10" | 2" | NA | 0.14 |

| Box Rake Trim | | SS12.502 | | | | |
|--|---------------|--------------|---------|------------|-----------------|--|
| Part # | Dimension "A" | Length | Girth | Roof Slope | Weight per Each | |
| Please Inquire | NA | 10'-2" | 9 5/8" | NA | 7.96 | |
| Please Inquire | NA | 20'-2" | 9 5/8" | NA | 18.83 | |
| Counter Flash | | SS13.500 | | | | |
| Part # | Dimension "A" | Length | Girth | Roof Slope | Weight per Each | |
| Please Inquire | NA | 10'-2" | 4 1/2" | NA | 3.48 | |
| Please Inquire | NA | 20'-2" | 4 1/2" | NA | 6.96 | |
| Alternate Counter Flash | | SS13.501 | | | | |
| Part # | Dimension "A" | Length | Girth | Roof Slope | Weight per Each | |
| Please Inquire | NA | 10'-2" | 4 1/2" | NA | 3.48 | |
| Please Inquire | NA | 20'-2" | 4 1/2" | NA | 6.96 | |
| Panel Starter | | SS50.517 | | | | |
| Part # | Dimension "A" | Length | Girth | Roof Slope | Weight per Each | |
| Please Inquire | NA | 10'-2" | 3" | NA | 3.09 | |
| *Use with vertical (Fascia) applications only. | | | | | | |
| Continuous Cleat | | SS15.500 | | | | |
| Part # | Dimension "A" | Length | Girth | Roof Slope | Weight per Each | |
| Please Inquire | NA | 10'-2" | 3" | NA | 2.45 | |
| Offset Cleat | | SS15.501 | | | | |
| Part # | Dimension "A" | Length | Girth | Roof Slope | Weight per Each | |
| Please Inquire | NA | 10'-2" | 3 1/2" | NA | 2.45 | |
| Parapet High Side Eave Flash (fixed) | | SS14.510 | | | | |
| Part # | Dimension "A" | Length | Girth | Roof Slope | Weight per Each | |
| Please Inquire | NA | 10'-2" | 12" | NA | 7.91 | |
| Parapet High Side Eave Flash (floating) | | SS14.508-509 | | | | |
| Part # | Dimension "A" | Length | Girth | Roof Slope | Weight per Each | |
| Please Inquire | 3 1/2" | 10'-2" | 12 1/2" | NA | 8.24 | |
| Please Inquire | 4 1/2" | 10'-2" | 13 1/2" | NA | 9.26 | |

| Parapet Rake Flash (fixed) | | SS12.503-505 | | | | |
|----------------------------|----------------|---------------|--------|-------|------------|-----------------|
| | Part # | Dimension "A" | Length | Girth | Roof Slope | Weight per Each |
| | Please Inquire | 2" | 10'-2" | 8" | NA | 5.89 |
| | Please Inquire | 4" | 10'-2" | 10" | NA | 6.59 |
| | Please Inquire | 6" | 10'-2" | 12" | NA | 8.84 |

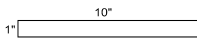
| Parapet Rake Flash (floating) | | SS12.506-508 | | | | |
|-------------------------------|----------------|---------------|--------|-------|------------|-----------------|
| | Part # | Dimension "A" | Length | Girth | Roof Slope | Weight per Each |
| | Please Inquire | 3" | 10'-2" | 8" | NA | 5.27 |
| | Please Inquire | 5" | 10'-2" | 10" | NA | 7.36 |
| | Please Inquire | 7" | 10'-2" | 12" | NA | 8.84 |

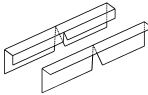
| Parapet Rake Cleat | | SS15.502 | | | | |
|--------------------|--------|---------------|--------|--------|------------|-----------------|
| | Part # | Dimension "A" | Length | Girth | Roof Slope | Weight per Each |
| | | 1" | 10'-2" | 2 1/2" | NA | 1.65 |

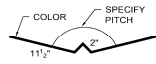
| Downspout | | SS51.513 | | | | |
|-----------|--------|---------------|--------|---------|------------|-----------------|
| | Part # | Dimension "A" | Length | Girth | Roof Slope | Weight per Each |
| | | NA | 10'-2" | 16 3/4" | | 11.04 |
| | | NA | 12'-0" | 16 3/4" | | 13.04 |
| | | NA | 14'-0" | 16 3/4" | | 15.21 |
| | | NA | 16'-0" | 16 3/4" | | 17.38 |
| | | NA | 20'-2" | 16 3/4" | | 21.91 |

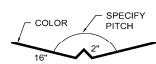
| Downspout with 45 Degree Kickout | | SS51.514 | | | | |
|----------------------------------|--------|---------------|--------|---------|------------|-----------------|
| | Part # | Dimension "A" | Length | Girth | Roof Slope | Weight per Each |
| | | NA | 10'-2" | 16 3/4" | | 11.04 |
| | | NA | 12'-0" | 16 3/4" | | 13.04 |
| | | NA | 14'-0" | 16 3/4" | | 15.21 |
| | | NA | 16'-0" | 16 3/4" | | 17.38 |
| | | NA | 20'-2" | 16 3/4" | | 21.91 |


SSS2 Trim

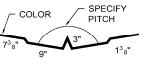
| Downspout Strap | | SS51.515 | | | | |
|---|---------------|----------|-------|-----------------|--|--|
|  | Dimension "A" | Length | Girth | Weight per Each | | |
| | NA | 1" | 10" | 0.07 | | |

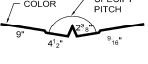
| Rib Covers | | SS50.518 | | | | |
|---|----------------|---------------|--------|-------|------------|-----------------|
|  | Part # | Dimension "A" | Length | Girth | Roof Slope | Weight per Each |
| | Please Inquire | NA | 8" | NA | NA | 0.21 |
| | Please Inquire | NA | 8" | NA | NA | 0.11 |

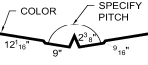
| Valley | | SS11.501 | | | | |
|---|----------------|---------------|--------|-------|------------|-----------------|
|  | Part # | Dimension "A" | Length | Girth | Roof Slope | Weight per Each |
| | Please Inquire | NA | 10'-2" | 27" | NA | 22.43 |
| | Please Inquire | NA | 20'-2" | 27" | NA | 46.16 |

| Valley | | SS11.502 | | | | |
|--|----------------|---------------|--------|-------|------------|-----------------|
|  | Part # | Dimension "A" | Length | Girth | Roof Slope | Weight per Each |
| | Please Inquire | NA | 10'-2" | 36" | NA | 31.13 |

| Valley | | SS11.503 | | | | |
|---|----------------|---------------|--------|-------|------------|-----------------|
|  | Part # | Dimension "A" | Length | Girth | Roof Slope | Weight per Each |
| | Please Inquire | NA | 10'-2" | 30" | NA | 24.82 |

| Valley | | SS11.504 | | | | |
|---|----------------|---------------|--------|---------|------------|-----------------|
|  | Part # | Dimension "A" | Length | Girth | Roof Slope | Weight per Each |
| | Please Inquire | NA | 10'-2" | 41 1/2" | NA | 34.33 |

| Valley | | SS11.505 | | | | |
|---|----------------|---------------|--------|---------|------------|-----------------|
|  | Part # | Dimension "A" | Length | Girth | Roof Slope | Weight per Each |
| | Please Inquire | NA | 10'-2" | 32 7/8" | NA | 28.44 |
| | Please Inquire | NA | 20'-2" | 32 7/8" | NA | 57.14 |

| Valley | | SS11.505 | | | | |
|---|----------------|---------------|--------|-------|------------|-----------------|
|  | Part # | Dimension "A" | Length | Girth | Roof Slope | Weight per Each |
| | Please Inquire | NA | 10'-2" | 48" | NA | 39.71 |